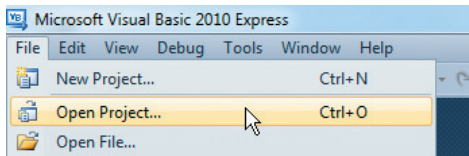


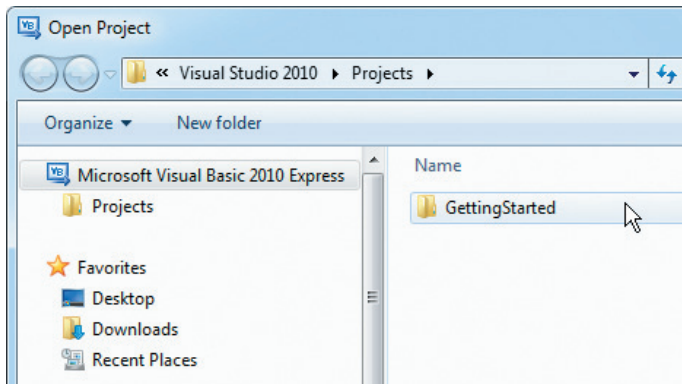
# Reopening projects

Use these steps to re-open a saved Visual Basic project:

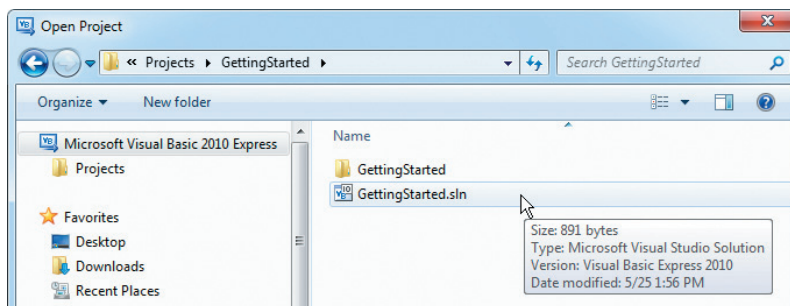
- 1 Click File, Open Project on the Menu Bar, or press the Ctrl+O keys, to launch the Open Project dialog



- 2 In the Open Project dialog navigate to the location at which you saved your project



- 3 Double-click on the Visual Basic Solution file with the extension “.sln”, to open the project in the IDE, or open the project named folder then double-click on the Visual Basic Project File with the extension “.vbproj” to open the project in the IDE



## Beware



Only have one project open at any given time to avoid confusion – unless several are needed to be open together for advanced programming.

## Hot tip



If you don't see the Form Designer window after reopening a project click the Form1.vb icon in Solution Explorer to make it appear.