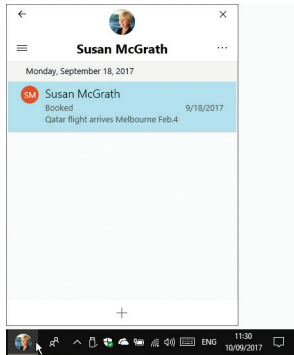




The **People** app is a new Universal Windows App in Windows 10. The Fall Creators Update added a taskbar **People** button that lets you add up to five contacts to the taskbar for quick access.




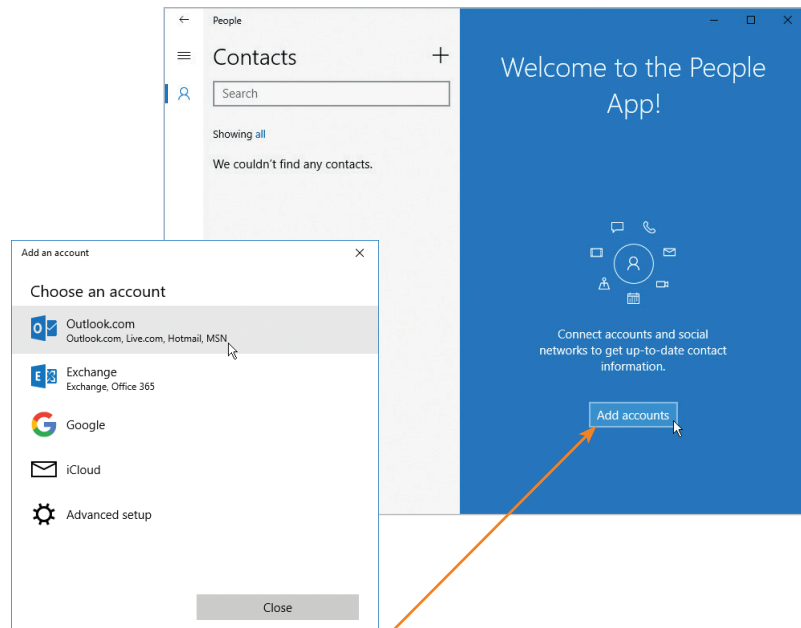
People can link the same contacts from different networks under one profile. There is also an option that allows you to link contacts manually.

People app

Windows 10 provides a contacts manager called the **People** app that is closely integrated with the Mail app and the Maps app. The People app is useful for storing information such as email addresses, phone numbers, and physical addresses.

The People app has the ability to amalgamate all of your contacts across a range of different email services and social media websites. It allows you to easily call a contact from a phone, send an email to a contact, or retrieve a map of the contact's location:

- 1 Go to Start, People, or click the  button in the Mail app, to launch the **People** app
- 2 If you are signed in to the computer with a Microsoft account, the **Contacts** page will open, otherwise you are asked to connect accounts from which to gather contacts



- 3 Click the **Add accounts** button, then choose an account. For example, choose **Outlook.com** to add that account
- 4 Sign in to the account to add contacts to the People app