



You can open the current web page in Internet Explorer from this menu if the page uses any legacy technologies not supported by the Microsoft Edge browser.



Click More, Extensions, then choose **Get extensions from the Store** to add features to the Microsoft Edge browser – the Translator extension is particularly useful when viewing foreign language websites.

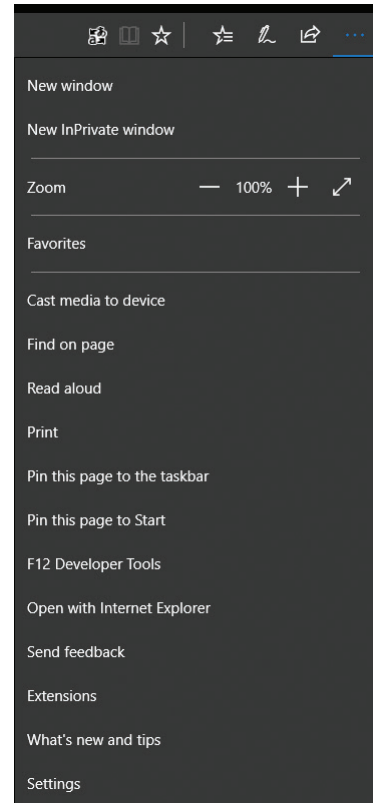


You can start Edge with multiple pages if you click the Save icon and add more URLs. Change to Open with **Start page** to revert to the default.

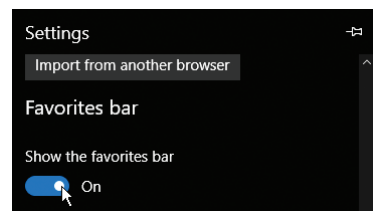
Customizing Edge

The drop-down menu from the (...) **More** button in Microsoft Edge provides typical options to **Zoom** the page view, **Find** text within the page, or **Print** the page. It lets you open a **New window** or, if you prefer, a **New InPrivate window** that does not store cookies, history, or temporary files on your PC. The **F12 Developer Tools** option provides a suite of tools to build or debug web pages and the **Settings** option provides several customization possibilities:

- 1 Click the (...) **More** button, then select the **Settings** option
- 2 In Settings, under the **Choose a theme** section, click the down arrow and select the **Dark** option from the drop-down that appears

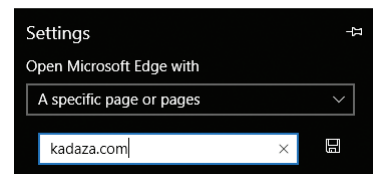


- 3 Next, click the link to **Import from another browser** and select a browser from the list that appears



- 4 Now, slide the **Show the favorites bar** toggle button into the **On** position

- 5 In Settings, **Open Microsoft Edge with**, select **A specific page or pages**



- 6 Next, enter the URL of a preferred start page