




There are thousands more apps available to download from the Play Store. Tap on this button on the Home screen to access the Play Store.



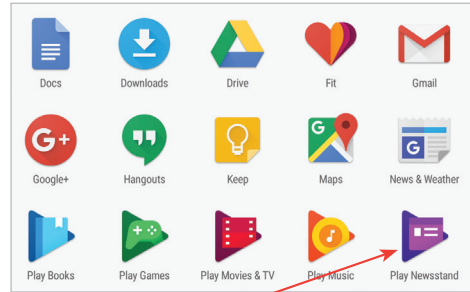
Apps can be removed from a Home screen by pressing and holding, and then dragging them to the top of the screen, where a **Remove** button will appear. Drag the app over the **Remove** button. This only removes it from the Home screen, not your tablet. It will still be available from the All Apps section.

Adding Apps

The Home screen is where you can add and manage your apps. To do this:

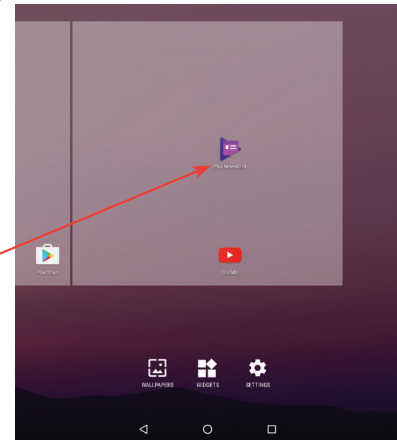
1 Tap on the **All Apps** button 

2 All of the built-in apps are displayed. Tap on an app to open it



3 To add an app to the Home screen, press and hold on it

4 The Home screen will appear. Drag the app onto the screen on which you want it to be added, and release it



5 The app is added to the Home screen

6 Swipe left and right to move between the available Home screens

