

Creating an R Script

Unless you simply want to test a snippet of code directly at a Console prompt, you should always create an R Script using the Code Editor – so that your code can be run whenever required:

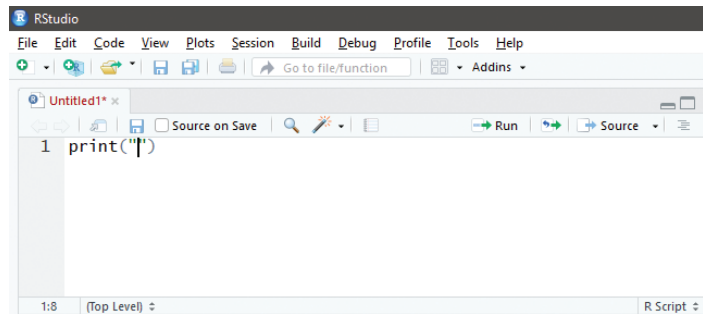


Hello.R

- 1 Launch RStudio, then click **File, New File, R Script** on the menu bar to open the Code Editor pane
- 2 Click on the Code Editor pane to select it and see a blinking cursor appear – here, type the command `print()`
- 3 Type a " double-quote character between the command's parentheses and see RStudio automatically add a second character after the cursor – so you cannot forget the final double-quote that is required to enclose a text string



The command here is calling the built-in R `print()` function. The R language is case-sensitive, so typing the command as `Print()` or `PRINT()` will simply produce an error.

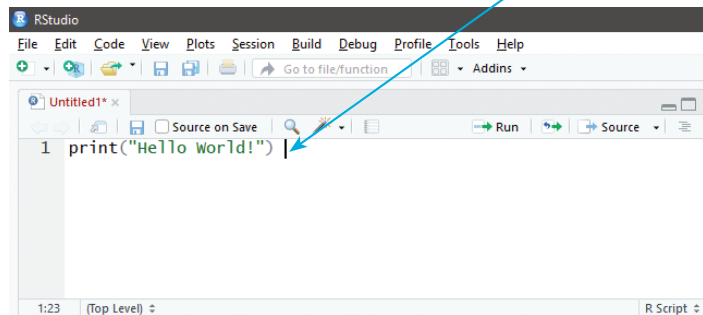


- 4 Next, type the traditional program greeting **Hello World!** text string between the double-quotes


- 5 **IMPORTANT:** Ensure that the cursor is now positioned on the same line as your code




The R interpreter will only run code on the line containing the cursor or multiple lines that you have selected (highlighted) by dragging the cursor over them.



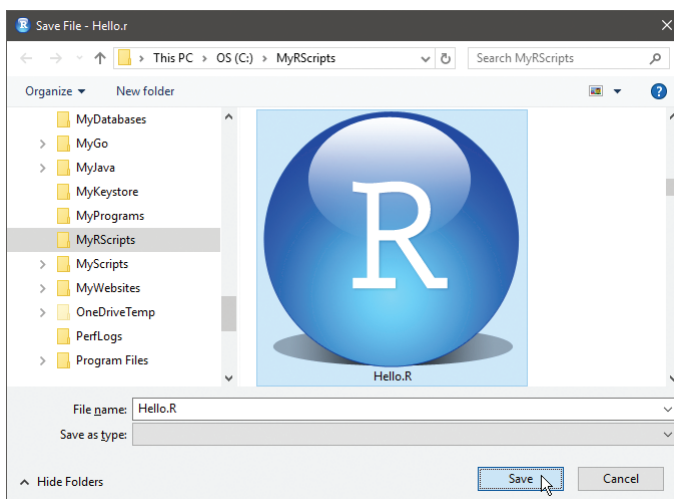
...cont'd

- 6 Click the  Run button in the Code Editor, or press the **Ctrl + Enter** keys, to run the code – see the R interpreter repeat the code and display its output in the Console pane

```
Console C:/MyRScripts/
> print("Hello world!")
[1] "Hello World!"
> |
```

- 7 Click the  Save button in the Code Editor, or press the **Ctrl + S** keys, to open the “Save File” dialog

- 8 Save the R Script as a file named “Hello.R” in the current working directory




- 9 Edit the command in the Code Editor by adding a second argument between the parentheses to become **print("Hello World!", quote=FALSE)**
- 10 Run the code again – see the R interpreter repeat the code and display its output with quotes now suppressed

```
Console C:/MyRScripts/
> print("Hello World!",quote=FALSE)
[1] Hello World!
> |
```



The bracketed number [1] that appears before the output indicates that the line begins with the first value of the result. Some results may have multiple values that fill several lines, so this indicator is occasionally useful but can generally be ignored.



Click the  Open button in the Code Editor, or press the **Ctrl + O** keys to open the “Open File” dialog then choose a saved R Script file to reopen in the Code Editor. Click the arrow button beside the Open button to see a list of recently opened files that you can select to quickly reopen.