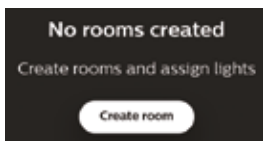
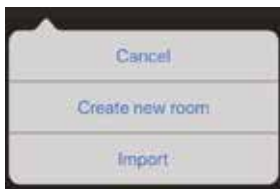


The real power of smart light bulbs is being able to group them together and assign a specific room to them in the related app. In this way, smart lights can be turned On in the correct room, without having to remember a specific title for the smart light bulbs. Also, a group of lights in a specific room can be controlled together, with a single command. Once smart light bulbs have been installed in a room, that room can then be added within the app. To do this:

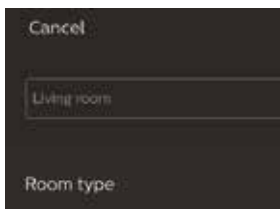
- 1 In the smart lighting app tap on the **Home** button on the bottom toolbar and tap on the **Create room** button



- 2 Tap on the **Create new room** option



- 3 The room is given a default name. To change this, tap on the **Room type** option



- 4 Tap on a room type and tap on the back pointing arrow

