





All of the devices that have been added via the Alexa app can be viewed by tapping on the icons in the **Devices** section.



Adding More Devices

Alexa works very effectively with multiple Echo devices in the home, and also other devices such as smart lighting. These items can be added through the Alexa app, in a similar way to adding an Echo initially. To do this:

- 1 Open the Amazon Alexa app on a smartphone or tablet



- 2 Plug in the new device and tap on this button to access the **Menu**



- 3 Tap on the **Add Device** button and add the device in the same way as for adding the initial device

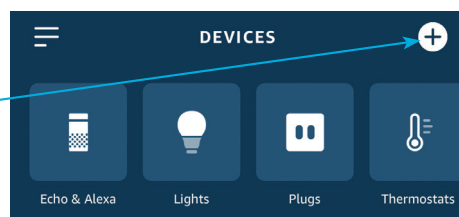
Add Device

or:

- 1 Open the Amazon Alexa app and tap on the **Devices** button on the bottom toolbar



- 2 In the **Devices** section, tap on the **+** button to start adding a new device



- 3 Tap on the **Add Device** button to add a new device in the same way as for adding the initial device

Add Device

Echo, Smart Home, and Accessories